

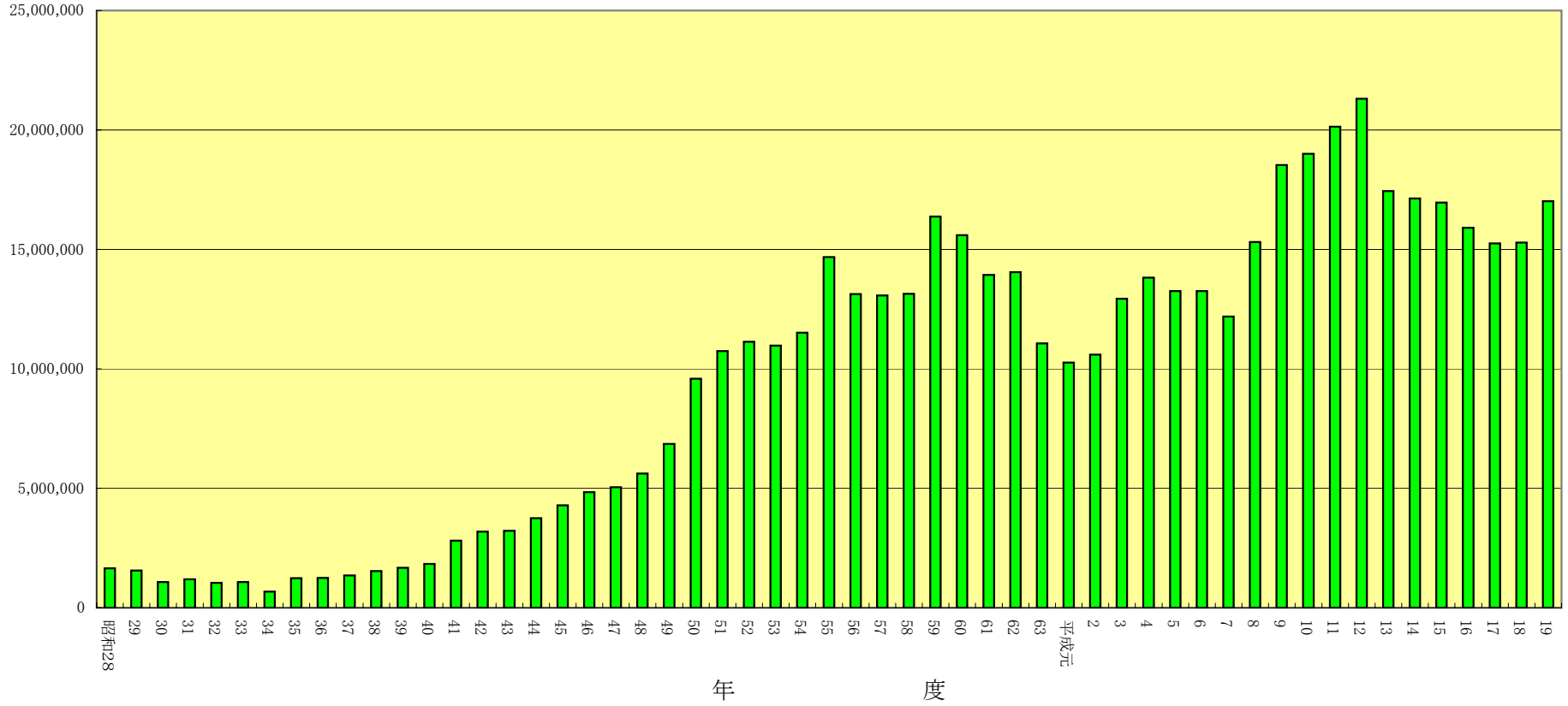
社団法人京都モデルフォレスト協会

平成19年度緑の募金運営協議会

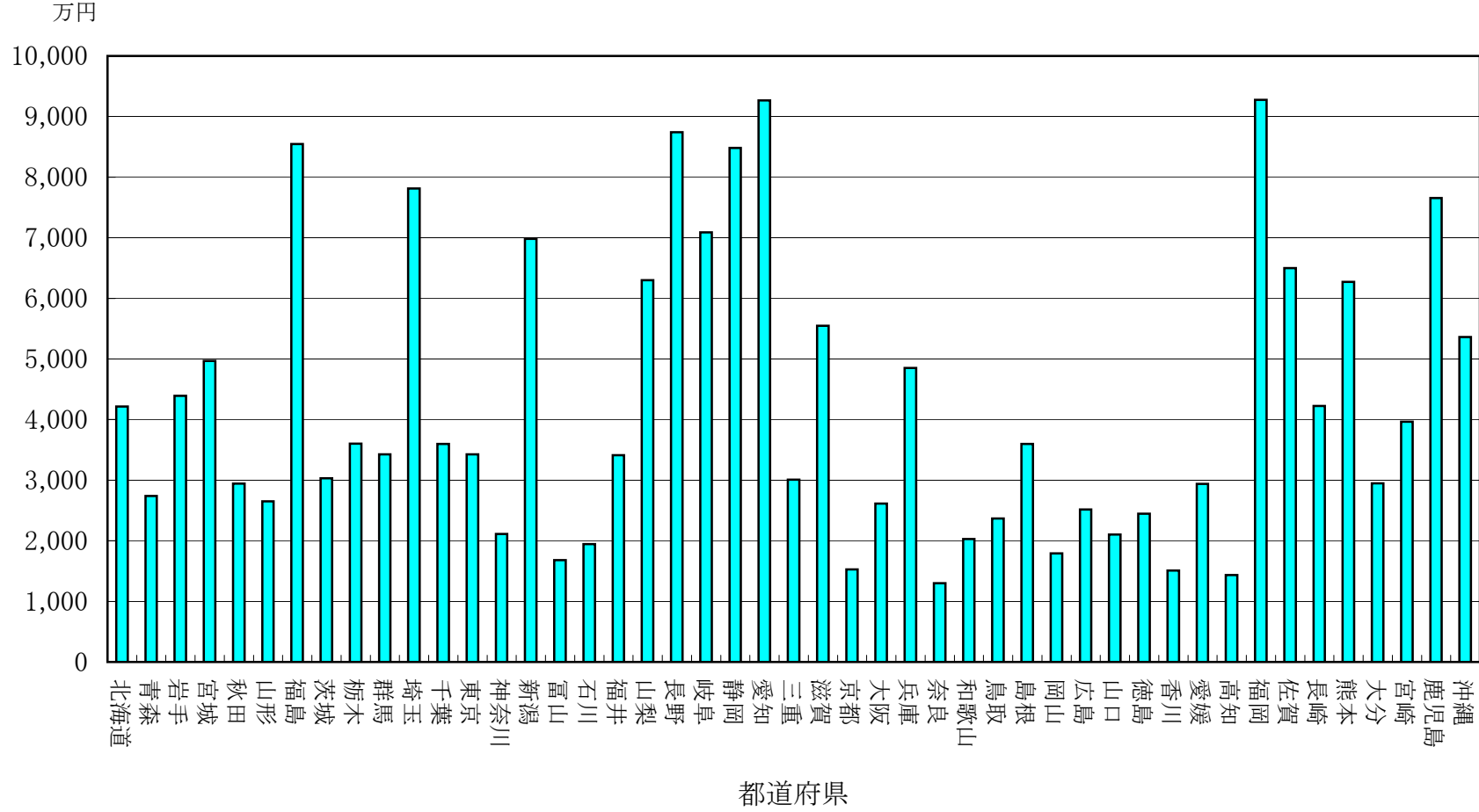
参 考 資 料

■ 年度別募金実績

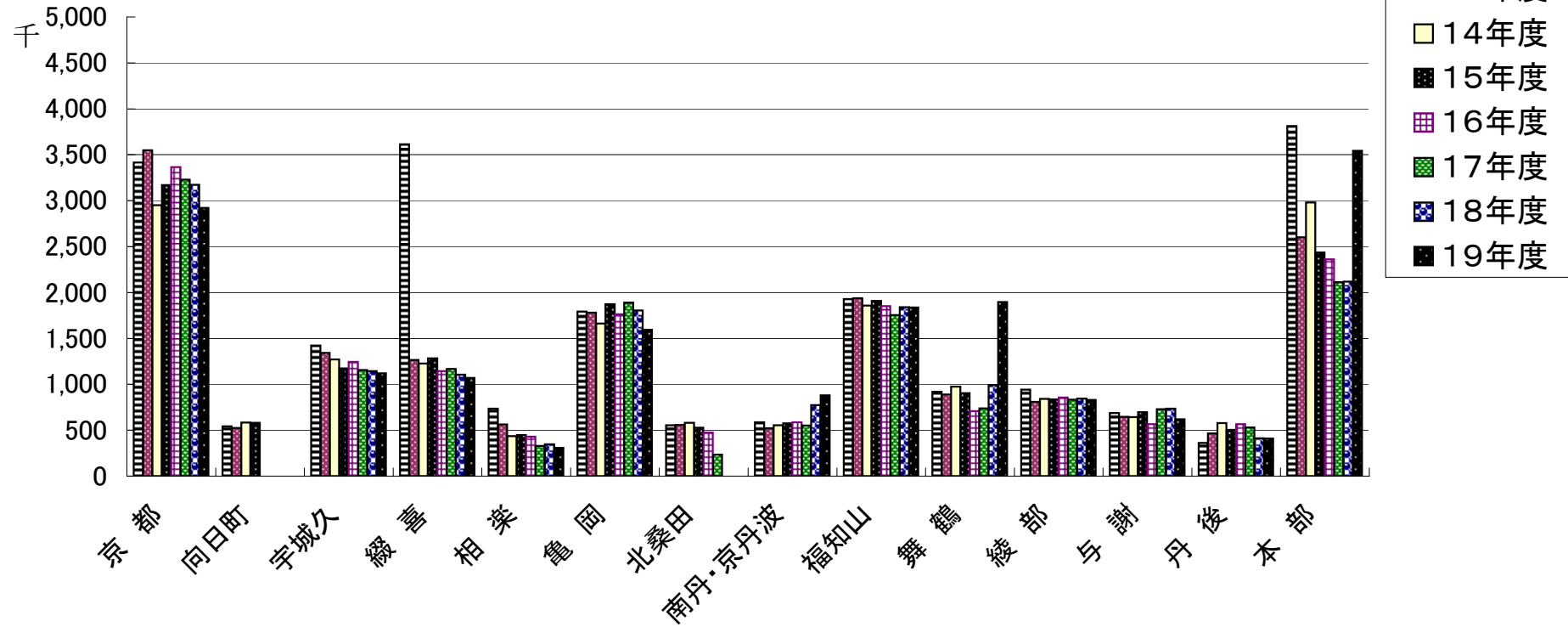
募金額



平成18年度緑の募金実績



緑の募金実績



平成19年度緑の募金実績（対前年度）

（単位：円）

| 支援団体名 | | 19年度（A） | 18年度（B） | 増減 （A）－ （B） | 前年比 |
|--------|---|------------|------------|-------------------|--------|
| 京都・乙訓 | 春 | 2,615,677 | 2,811,750 | △196,073 | 93.0% |
| | 秋 | 304,247 | 359,976 | △55,729 | 84.5% |
| | 計 | 2,919,924 | 3,171,726 | △251,802 | 92.1% |
| 宇城久 | 春 | 1,064,018 | 1,073,311 | △9,293 | 99.1% |
| | 秋 | 54,800 | 70,177 | △15,377 | 78.1% |
| | 計 | 1,118,818 | 1,143,488 | △24,670 | 97.8% |
| 綴喜 | 春 | 879,345 | 936,257 | △56,912 | 93.9% |
| | 秋 | 189,533 | 170,000 | 19,533 | 111.5% |
| | 計 | 1,068,878 | 1,106,257 | △37,379 | 96.6% |
| 相楽 | 春 | 300,525 | 329,610 | △29,085 | 91.2% |
| | 秋 | 7,630 | 15,607 | △7,977 | 48.9% |
| | 計 | 308,155 | 345,217 | △37,062 | 89.3% |
| 亀岡 | 春 | 1,433,074 | 1,590,417 | △157,343 | 90.1% |
| | 秋 | 160,366 | 212,852 | △52,486 | 75.3% |
| | 計 | 1,593,440 | 1,803,269 | △209,829 | 88.4% |
| 南丹・京丹波 | 春 | 862,285 | 484,690 | 377,595 | 177.9% |
| | 秋 | 17,873 | 287,383 | △269,510 | 6.2% |
| | 計 | 880,158 | 772,073 | 108,085 | 114.0% |
| 福知山 | 春 | 1,836,183 | 1,839,690 | △3,507 | 99.8% |
| | 秋 | 0 | 1,043 | △1,043 | 0.0% |
| | 計 | 1,836,183 | 1,840,733 | △4,550 | 99.8% |
| 舞鶴 | 春 | 1,766,456 | 887,084 | 879,372 | 199.1% |
| | 秋 | 128,421 | 106,000 | 22,421 | 121.2% |
| | 計 | 1,894,877 | 993,084 | 901,793 | 190.8% |
| 綾部 | 春 | 830,663 | 843,434 | △12,771 | 98.5% |
| | 秋 | 0 | 0 | 0 | 0.0% |
| | 計 | 830,663 | 843,434 | △12,771 | 98.5% |
| 与謝 | 春 | 421,374 | 576,310 | △154,936 | 73.1% |
| | 秋 | 197,603 | 159,182 | 38,421 | 124.1% |
| | 計 | 618,977 | 735,492 | △116,515 | 84.2% |
| 丹後 | 春 | 280,933 | 312,874 | △31,941 | 89.8% |
| | 秋 | 127,384 | 99,612 | 27,772 | 127.9% |
| | 計 | 408,317 | 412,486 | △4,169 | 99.0% |
| 支援団体計 | 春 | 12,290,533 | 11,685,427 | 605,106 | 105.2% |
| | 秋 | 1,187,857 | 1,481,832 | △293,975 | 80.2% |
| | 計 | 13,478,390 | 13,167,259 | 311,131 | 102.4% |
| 本部 | 春 | 2,060,183 | 1,124,275 | 935,908 | 183.2% |
| | 秋 | 1,483,188 | 993,008 | 490,180 | 149.4% |
| | 計 | 3,543,371 | 2,117,283 | 1,426,088 | 167.4% |
| 合計 | 春 | 14,350,716 | 12,809,702 | 1,541,014 | 112.0% |
| | 秋 | 2,671,045 | 2,474,840 | 196,205 | 107.9% |
| | 計 | 17,021,761 | 15,284,542 | 1,737,219 | 111.4% |

平成19年度緑の募金実績(方法別金額と構成比)

(単位:円)

| 団体名 | | 家庭 (構成比) | 街頭 (構成比) | 職場 (構成比) | 企業 (構成比) | 学校 (構成比) | その他 (構成比) | 計 | (参考) 前年比 |
|------|----|------------------|------------------|------------------|------------------|--------------|-----------------|------------|-------------|
| 舞鶴 | 計 | 1,311,823 (69.2) | 64,562 (3.4) | 377,000 (19.9) | 15,000 (0.8) | | 126,492 (6.7) | 1,894,877 | 190.8% |
| | 春 | 1,198,402 (67.8) | 64,562 (3.7) | 377,000 (21.3) | | | 126,492 (7.2) | 1,766,456 | 199.1% |
| | 秋 | 113,421 (88.3) | | | 15,000 (11.7) | | | 128,421 | 121.2% |
| 綾部 | 計 | 658,992 (79.3) | 16,397 (2.0) | 152,888 (18.4) | | | 2,386 (0.3) | 830,663 | 98.5% |
| | 春秋 | 658,992 (79.3) | 16,397 | 152,888 | | | 2,386 | 830,663 | 98.5% |
| 与謝 | 計 | 127,790 (20.6) | 145 (0.0) | 262,398 (42.4) | 153,354 (24.8) | | 75,290 (12.2) | 618,977 | 84.2% |
| | 春 | 127,790 (30.3) | 145 (0.0) | 178,961 (42.5) | 114,188 (27.1) | | 290 (0.1) | 421,374 | 73.1% |
| | 秋 | | | 83,437 (42.2) | 39,166 (19.8) | | 75,000 (38.0) | 197,603 | 124.1% |
| 丹後 | 計 | | 42,251 (10.3) | 177,154 (43.4) | 187,185 (45.8) | | 1,727 (0.4) | 408,317 | 99.0% |
| | 春 | | 42,251 (15.0) | 120,288 (42.8) | 116,667 (41.5) | | 1,727 (0.6) | 280,933 | 89.8% |
| | 秋 | | | 56,866 (44.6) | 70,518 (55.4) | | | 127,384 | 127.9% |
| 支援団体 | 計 | 7,062,759 (52.4) | 2,201,983 (16.3) | 2,760,836 (20.5) | 471,624 (3.5) | 98,575 (0.7) | 882,613 (6.5) | 13,478,390 | 102.4% |
| | 春 | 6,838,918 (55.6) | 1,933,095 (15.7) | 2,595,107 (21.1) | 341,940 (2.8) | 84,859 (0.7) | 496,614 (4.0) | 12,290,533 | 105.2% |
| | 秋 | 223,841 (18.8) | 268,888 (22.6) | 165,729 (14.0) | 129,684 (10.9) | 13,716 (1.2) | 385,999 (32.5) | 1,187,857 | 80.2% |
| 協会 | 計 | | 345,785 (9.8) | 1,403,555 (39.6) | 1,522,338 (43.0) | | 271,693 (7.7) | 3,543,371 | 167.4% |
| | 春 | | 282,715 (13.7) | 939,170 (45.6) | 566,605 (27.5) | | 271,693 (13.2) | 2,060,183 | 183.2% |
| | 秋 | | 63,070 (4.3) | 464,385 (31.3) | 955,733 (64.4) | | | 1,483,188 | 149.4% |
| 合計 | 計 | 7,062,759 (41.5) | 2,547,768 (15.0) | 4,164,391 (24.5) | 1,993,962 (11.7) | 98,575 (0.6) | 1,154,306 (6.8) | 17,021,761 | 111.4% |
| | 春 | 6,838,918 (47.7) | 2,215,810 (15.4) | 3,534,277 (24.6) | 908,545 (6.3) | 84,859 (0.6) | 768,307 (5.4) | 14,350,716 | 112.0% |
| | 秋 | 223,841 (8.4) | 331,958 (12.4) | 630,114 (23.6) | 1,085,417 (40.6) | 13,716 (0.5) | 385,999 (14.5) | 2,671,045 | 107.9% |

(参考)

| | | | | | | | | | |
|-----|---|------------------|------------------|------------------|---------------|---------------|------------------|------------|--------|
| H18 | 計 | 5,710,692 (37.4) | 2,197,158 (14.4) | 4,416,991 (28.9) | 309,926 (2.0) | 141,611 (0.9) | 2,508,164 (16.4) | 15,284,542 | 100.2% |
|-----|---|------------------|------------------|------------------|---------------|---------------|------------------|------------|--------|